

## A High-Mobility Low-Bandgap Poly(2,7-carbazole) Derivative for Photovoltaic Applications

Yingping Zou,<sup>†</sup> David Gendron,<sup>†</sup> Réda Badrou-Aïch,<sup>†,\*</sup> Ahmed Najari,<sup>†</sup> Ye Tao,<sup>‡</sup> and Mario Leclerc<sup>\*,†</sup>

Département de Chimie, Université Laval, Quebec City, QC, Canada, G1K 7P4, and Institute of Microstructural Sciences, National Research Council of Canada, Ottawa, ON, Canada, K1A 0R6

Received February 17, 2009

Revised Manuscript Received March 17, 2009

Harvesting energy directly from sunlight using photovoltaic cells is recognized worldwide as an important solution to the growing energy crisis and environmental pollution. Polymer solar cells (PSCs) have attracted considerable attention in recent years due to their unique features such as low cost, lightweight, solution-processability, and their potential application in large area flexible devices.<sup>1</sup> Since the discovery of the photovoltaic effect in bulk heterojunction (BHJ) devices, there has been a considerable development in PSCs.<sup>2</sup>

In such BHJ devices, when blended with PCBM, the processable and high molecular weight polymeric semiconductor should exhibit a bandgap between 1.2 and 1.9 eV with a HOMO level lower than  $-5.2$  eV to allow air-stability and a LUMO level near  $-3.8$  to  $-4.0$  eV to allow electron transfer to PCBM while maximizing the open circuit voltage. Furthermore, the polymer should show a hole mobility higher than  $10^{-3}$   $\text{cm}^2\text{V}^{-1}\text{s}^{-1}$ .<sup>2b</sup> Along these lines, a series of new poly(2,7-carbazole) derivatives were recently reported that show high solubility together with relatively high molecular weights and mobilities.<sup>3</sup> One particular derivative, PCDTBT, has revealed a power conversion efficiency (PCE) up to 6%.<sup>4</sup> This value is close to its anticipated maximum with PCBM since it has a bandgap of 1.9 eV and a LUMO energy level near  $-3.6$  eV.<sup>2b,3</sup> In parallel, Winnewisser and co-workers<sup>5</sup> reported a new donor–acceptor low-bandgap polymer (BBTDPP1) containing thiophene (electron rich unit) and diketopyrrolopyrrole (DPP) (electron deficient) units that exhibits excellent ambipolar charge transport properties. Mobilities up to  $0.1$   $\text{cm}^2\text{V}^{-1}\text{s}^{-1}$  for holes and up to  $0.09$   $\text{cm}^2\text{V}^{-1}\text{s}^{-1}$  for electrons were obtained. Studies on DPP-based polymers for energy conversion have also emerged. Very recently, Janssen and co-workers<sup>6</sup> used a similar low-bandgap (about 1.4 eV) polymer (pBBTDPP2) for polymer solar cells. They investigated the effect of processing conditions on the performances. When the polymer is processed from a mixture of chloroform and ortho-dichlorobenzene (ODCB) and blended with [70]PCBM, the PCE goes up to 4.0%. Although other DPP-containing polymers have also exhibited some interesting opto-electrical characteristics,<sup>7</sup> studies on DPP-based polymers remain still scarce, especially in PSCs and FETs.

Taking all of these results into account, the development of new low-bandgap copolymers based on carbazole and DPP should therefore lead to some interesting features for photovoltaic applications. Here, we report a new processable, high molecular weight, low bandgap poly(2,7-carbazole) derivative

(PCBTDPDP), namely poly[*N*-9'-heptadecanyl-2,7-carbazole-alt-3,6-bis(thiophen-5-yl)-2,5-dioctyl-2,5-dihydropyrrolo[3,4-*b*]pyrrole-1,4-dione]. This new conjugated polymer exhibits a high hole mobility, optimized HOMO–LUMO energy levels together with good thermal and air stability.

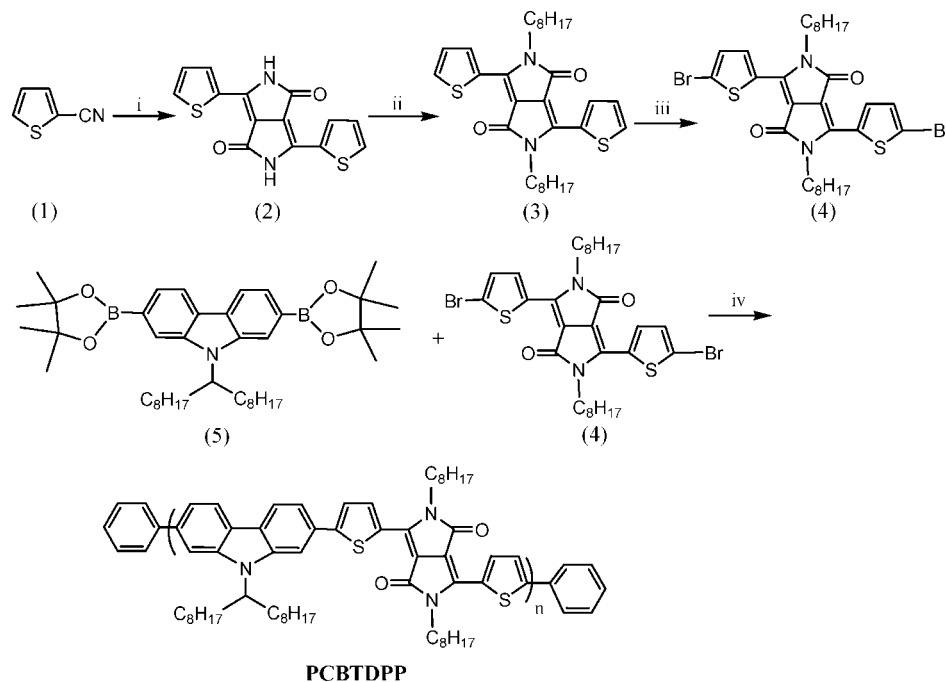
The synthetic route of monomer and PCBTDPDP is illustrated in Scheme 1 and synthesis details are described in the Supporting Information. To obtain processable and high molecular weight poly(2,7-carbazole) derivatives, 2,7-bis(4,4,5,5-tetramethyl-1,3,2-dioxaborolane-2-yl)-*N*-9'-heptadecanycarbazole was synthesized in four steps.<sup>3b</sup> The other comonomer, 3,6-bis(5-bromothiophen-2-yl)-2,5-di-*n*-octylpyrrolo[3,4-*c*]pyrrole-1,4-dione, was synthesized from slight modifications of reported procedures.<sup>8</sup> Starting from 2-cyanothiophene, a condensation reaction was performed to get compound **2**; this step was then followed by an alkylation reaction and a dibromination reaction to yield comonomer **4**. As shown in Scheme 1, both comonomers were copolymerized through versatile Suzuki cross-coupling polymerization to afford PCBTDPDP with a 94% yield. Pd(PPh<sub>3</sub>)<sub>4</sub> was used as catalyst. An end-capping reaction was performed using bromobenzene and phenyl boronic acid to increase the stability of the polymer. The polymer structure was verified by <sup>1</sup>H NMR (see Figure S1). After purification and according to size-exclusion chromatography (SEC) experiments based on monodisperse polystyrene standards with tetrahydrofuran (THF) as the solvent, the polymer has a relatively high number-average molecular weight (*M<sub>n</sub>*) of 30 kg/mol with a polydispersity index of 2.1. Indeed, free-standing films can be easily obtained from solutions of this polymer. Thermogravimetric analysis (Figure S2) shows that the polymer exhibits good stability up to 430 °C. DSC experiments (Figure S3) were performed on this polymer and reveal a high glass transition temperature (*T<sub>g</sub>*; ca. 120 °C). This polymer is easily soluble in chloroform, THF, chlorobenzene (CB), ODCB, and 1,2,4-trichlorobenzene (TCB).

The optical properties were characterized by UV–vis–NIR spectroscopy as shown in Figure 1a. In solution, the UV–vis–NIR absorption spectrum shows two absorption bands at 368 and 642 nm, a pure PCBTDPDP thin film shows a broad absorption band around 680 nm with an absorption onset at 792 nm. The optical band gap deduced from the polymer film absorption edge is 1.57 eV. The HOMO and LUMO energy levels of PCBTDPDP were measured by cyclic voltammetry (CV). As shown in Figure 1b, one reversible oxidation process ( $E_{\text{on}}^{\text{ox}} = 0.74$  V versus SCE) and one quasi-reversible reduction process ( $E_{\text{on}}^{\text{red}} = -0.78$  V versus SCE) were observed. Based on the recorded oxidation potential, the neutral PCBTDPDP should show a good air stability.<sup>9</sup> Furthermore, the HOMO and LUMO energy levels of the polymer were calculated to be  $-5.44$  and  $-3.92$  eV, respectively from the onset oxidation and reduction potentials, assuming SCE level to be at  $-4.7$  eV.<sup>10</sup> The energy levels estimated from these electrochemical measurements fit very well with the required electronic levels ( $E_{\text{HOMO}}$  level between 5.2–5.8 eV;  $E_{\text{LUMO}}$  level between 3.8–4.0 eV) for efficient polymeric bulk heterojunction solar cells utilizing PCBM as the electron acceptor.<sup>2b,10b,11</sup> The optical bandgap (1.57 eV) and electrochemical bandgap (1.52 eV) are within the experimental errors. On the basis of these electrochemical data, and taking into account a LUMO energy level for PCBM at  $-4.3$  eV and using semiempirical estimation equation,<sup>11</sup> the calculated open circuit voltage ( $V_{\text{oc}}$ ) is ca. 0.84 V.

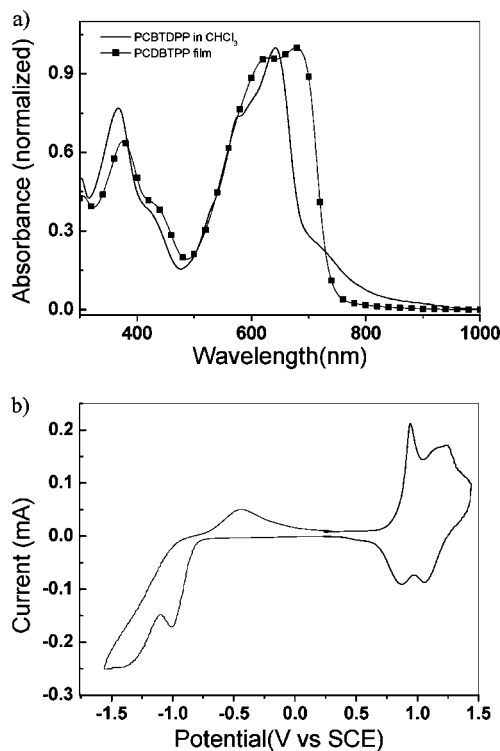
\* To whom correspondence should be addressed. E-mail: Mario.Leclerc@chm.ulaval.ca.

<sup>†</sup> Département de Chimie, Université Laval.

<sup>‡</sup> Institute of Microstructural Sciences, National Research Council of Canada.

Scheme 1. Synthesis of the Co-Monomer and PCBTDP<sup>a</sup>

<sup>a</sup> Reagents and conditions: (i) 0.5 equiv of diisopropylsuccinate, Na, *tert*-amyl alcohol, 120 °C, 24 h, 75% yield; (ii) C<sub>8</sub>H<sub>17</sub>Br, DMF, K<sub>2</sub>CO<sub>3</sub>, 120 °C, 1 h, then 130 °C, 24 h, 84% yield; (iii) 2.2 equiv of NBS, CHCl<sub>3</sub>, dark, room temperature, 48 h, 83% yield; (iv) Pd(PPh<sub>3</sub>)<sub>4</sub>, K<sub>2</sub>CO<sub>3</sub>, THF/H<sub>2</sub>O, 80–85 °C for 72 h, 94% yield.

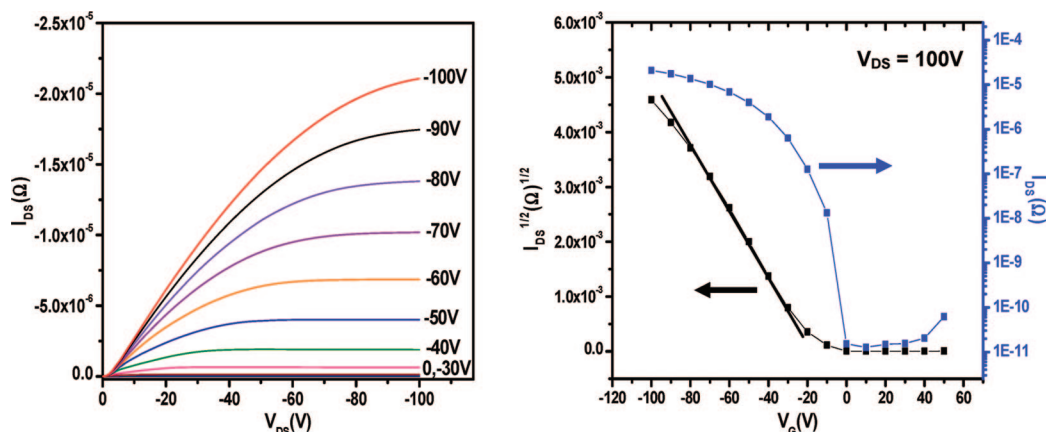


**Figure 1.** a) UV-vis-NIR absorption spectra of PCBTDP in dilute CHCl<sub>3</sub> (solid line) and in the solid state (■); (b) Cyclic voltammogram of PCBTDP films cast on platinum wire in Bu<sub>4</sub>NBF<sub>4</sub>/acetonitrile at 50 mVs<sup>-1</sup>. SCE: standard calomel electrode.

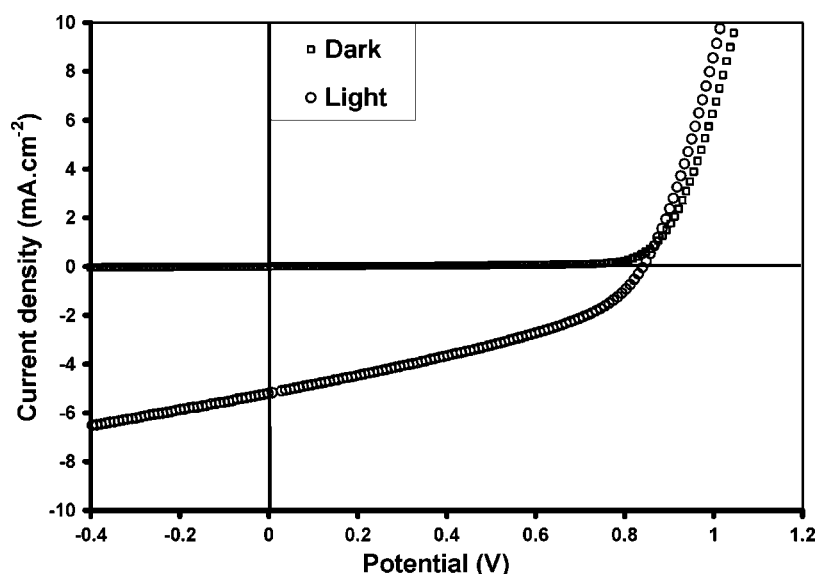
In addition to optical absorption and energy levels, charge carrier mobility is another major concern in the design and synthesis of new conjugated polymers for applications in PSCs.<sup>12</sup> To obtain a general evaluation of this property, top-

contact organic field effect transistors (OFET) were fabricated using gold as source and drain electrodes. We spin-coated a 20-nm thick polymer film from a 4 mg/mL PCBTDP/chloroform solution on heavily doped n-type Si wafers with SiO<sub>2</sub> (300 nm) treated with octyltrichlorosilane (OTS) as described in the SI. Before gold contact deposition, fresh deposited films were heated under nitrogen at 50 °C for 10 min to remove the residual solvent. Without further thermal treatment, these transistors made of PCBTDP (Figure 2) exhibited a hole mobility of 0.02 cm<sup>2</sup>V<sup>-1</sup>s<sup>-1</sup> together with an on/off ratio of 1.4 × 10<sup>6</sup> and a threshold voltage of -16 V.

All these characteristics (low bandgap, good hole mobility, preferred energy levels, etc.) indicate that PCBTDP should be an excellent candidate for photovoltaic applications. We therefore fabricated some photovoltaic devices with a structure of ITO/PEDOT:PSS/PCBTDP:PCBM(1:2)/LiF/Al. After spin coating a 50-nm thick layer of poly(3,4-ethylene dioxythiophene):poly(styrenesulfonate) (PEDOT:PSS) onto a precleaned indium-tin oxide (ITO) coated glass substrate, a polymer/PCBM(1:2, w/w) solution in ODCB was spin-coated. The resulting active layer was dried for 24 h in a glovebox and 6 h under vacuum before the cathode evaporation to remove all residual solvent. The devices were completed by evaporating LiF/Al metal electrodes with an active area of 36 mm<sup>2</sup>. The detailed conditions of the device fabrication and characterization are described in the SI. The photovoltaic performance presented in Figure 3 was tested under AM 1.5G illumination of 100 mW·cm<sup>-2</sup>, which was calibrated using a KG5 filter covered silicon photovoltaic solar cell calibrated at the National Renewable Energy Laboratory (NREL). This *I*-*V* curve reveals a relatively good current density of 5.2 mA·cm<sup>-2</sup>, a moderate fill factor of 0.37, and a relatively high open circuit voltage (*V*<sub>oc</sub> = 0.85 V). It is worth noting that this open circuit potential agrees quite well with its



**Figure 2.** Output at different gate voltage ( $V_G$ ) and transfer characteristics in the saturation regime at constant source-drain voltage ( $V_{DS} = -100\text{V}$ ) for OFET using PCBTDPF films spin-coated on OTS-treated  $\text{SiO}_2/\text{Si}$  substrates.



**Figure 3.**  $I$ – $V$  curves of the polymer solar cells based on PCBTDPF in the dark and under the illumination of AM 1.5 G,  $100\text{ mW}\cdot\text{cm}^{-2}$ .

anticipated value. As a result, a PCE of 1.6% was achieved. The present data seem to indicate that the electron transfer and therefore, the morphology are not yet optimized but it is firmly believed that by optimizing the interpenetrating network morphology of these PCBTDPF-based devices through different polymer/acceptor ratios, processing additives, or annealing, higher  $J_{sc}$ , FF, and PCE values should be obtained.

In conclusion, a new high-mobility low-bandgap DPP-containing poly(2,7-carbazole) derivative, PCBTDPF, was designed and synthesized. This polymer combines a high glass transition temperature, good solubility, relatively high molecular weight, and air stability. Organic field-effect transistors were investigated and at room temperature, the hole mobility reaches  $0.02\text{ cm}^2\text{ V}^{-1}\text{ s}^{-1}$  with an on/off ratio of  $1.4 \times 10^6$ . Preliminary results on the photovoltaic device based on PCBTDPF:PCBM bulk heterojunction give a power conversion efficiency of 1.6%. These results show that PCBTDPF is a promising polymer material for its use in field-effect transistors and solar cells. Further investigations on PCBTDPF and further syntheses of new low-bandgap DPP-containing poly(2,7-carbazole) derivatives are currently in progress and will be reported in due course.

**Acknowledgment.** This work was supported by grants from NSERC and a research contract from the Sustainable Development Technology Canada (SDTC) program. The authors thank Mrs. Rodica Neagu-Plesu for the SEC measurements.

**Supporting Information Available:** Text giving the experimental details, synthesis of the monomers and polymer, instrumentation, fabrication details and characterization procedures of the PSC and FET devices and figures showing the NMR spectrum, TGA curve, and DSC thermogram of PCBTDPF. This material is available free of charge via the Internet at <http://pubs.acs.org>.

## References and Notes

- (1) (a) Brabec, C. J.; Sariciftci, N. S.; Hummelen, J. C. *Adv. Funct. Mater.* **2001**, *11*, 15–26. (b) Brabec, C. J. *Sol. Energy Mater. Sol. Cells* **2004**, *83*, 273–292.
- (2) (a) Yu, G.; Gao, J.; Hummelen, J. C.; Wudl, F.; Heeger, A. J. *Science* **1995**, *270*, 1789–1791. (b) Dennler, G.; Scharber, M. C.; Brabec, C. J. DOI:10.1002/adma.200801283. (c) Li, Y. F.; Zou, Y. P. *Adv. Mater.* **2008**, *20*, 2952–2958. (d) Thompson, B. C.; Fréchet, J. M. J. *Angew. Chem., Int. Ed.* **2008**, *47*, 58–77.
- (3) (a) Blouin, N.; Michaud, A.; Gendron, D.; Wakim, S.; Blair, E.; Plesu, R. N.; Belletête, M.; Durocher, G.; Tao, Y.; Leclerc, M. *J. Am. Chem. Soc.* **2008**, *130*, 732–742. (b) Blouin, N.; Michaud, A.; Leclerc, M. *Adv. Mater.* **2007**, *19*, 2295–2300. (c) Blouin, N.; Leclerc, M. *Acc.*

- Chem. Res.* **2008**, *41*, 1110–1119.
- (4) Verified by NREL (see on [www.konarka.com](http://www.konarka.com), press release of 12.09/2008), to be published.
- (5) Burgi, L.; Trubiez, M.; Pfeiffer, R.; Bienewald, F.; Kirner, H. J.; Winnewisser, C. *Adv. Mater.* **2008**, *20*, 2217–2224.
- (6) Wienk, M. M.; Turbiez, M.; Gilot, J.; Janssen, R. A. J. *Adv. Mater.* **2008**, *20*, 2556–2560.
- (7) (a) Zhang, K.; Tieke, B. *Macromolecules* **2008**, *41*, 7287–7295. (b) Zhu, Y.; Rabindranath, A. R.; Beyerlein, T.; Tieke, B. *Macromolecules* **2007**, *40*, 6981–6989. (c) Rabindranath, A. R.; Zhu, Y.; Heim, I.; Tieke, B. *Macromolecules* **2006**, *39*, 8250–8256. (d) Cao, D. R.; Liu, Q. L.; Zeng, W. J.; Han, S. H.; Peng, J. B.; Liu, S. P. *J. Polym. Sci. A; Polym. Chem.* **2006**, *44*, 2395–2405.
- (8) Tamayo, A. B.; Tantiwivat, M.; Walker, B.; Nguyen, T. Q. *J. Phys. Chem. C* **2008**, *112*, 15543–15552.
- (9) de Leeuw, D. M.; Simenon, M. M. J.; Brown, A. R.; Einerhand, R. E. F. *Synth. Met.* **1997**, *87*, 53–59.
- (10) (a) Bard, A. J.; Faulkner, L. R. *Electrochemical Methods: Fundamentals and Applications*, 2nd ed.; Wiley: New York, 2001. (b) Thompson, B. C.; Kim, Y. G.; Reynolds, J. R. *Macromolecules* **2005**, *38*, 5359–5362.
- (11) Scharber, M. C.; Muehlbacher, D.; Koppe, M.; Denk, P.; Waldauf, C.; Heeger, A. J.; Brabec, C. J. *Adv. Mater.* **2006**, *18*, 789–794.
- (12) (a) Morana, M.; Koers, P.; Waldauf, C.; Koppe, M.; Muehlbacher, D.; Denk, P.; Scharber, M.; Waller, D.; Brabec, C. *Adv. Funct. Mater.* **2007**, *17*, 3274–3283. (b) Sang, G. Y.; Zou, Y. P.; Li, Y. F. *J. Phys. Chem. C* **2008**, *112*, 12058–12064. (c) Zou, Y. P.; Wu, W. P.; Sang, G. Y.; Yang, Y.; Liu, Y. Q.; Li, Y. F. *Macromolecules* **2007**, *40*, 7231–7237.

MA900364C